

## System Diagnostics Report

**Computer:** HP-PC

**Collected:** 12 March 2015 21:38:27

**Duration:** 60 Seconds

## Diagnostic Results

### Warnings

#### Error

**Symptom:**  Device is disabled.

**Cause:** A device is disabled preventing it from working properly.

**Details:** The device, Realtek PCIe GBE Family Controller, is disabled. If this device is no longer used it may be intentionally disabled. The Plug and Play ID for this device is 7.

**Resolution:**

1. Determine if you need the device.
2. If you need the device, enable it in Device Manager.
3. If you do not use the device it can be left disabled.

**Related:** [Explanation of Error Codes Generated by Device Manager](#)  
[Manage Devices in Windows](#)

**Symptom:**  Device is disabled.

**Cause:** A device is disabled preventing it from working properly.

**Details:** The device, Realtek PCIe GBE Family Controller, is disabled. If this device is no longer used it may be intentionally disabled. The Plug and Play ID for this device is PCI\VEN\_10EC-DEV\_8168-SUBSYS\_1411103C-REV\_03\0D000000684CE0000.

**Resolution:**

1. Determine if you need the device.
2. If you need the device, enable it in Device Manager.
3. If you do not use the device it can be left disabled.

**Related:** [Explanation of Error Codes Generated by Device Manager](#)  
[Manage Devices in Windows](#)

**Symptom:**  Device drivers are not installed.

**Cause:** A driver has not been installed for this device preventing it from working properly.

**Details:** The device driver for Bluetooth Peripheral Device has not been installed. This device will not be available until the correct device driver is installed.

**Resolution:**

1. Try installing the drivers using Windows Update.
2. Install the drivers that are on the installation media that came with the device.
3. Check with the manufacturer for an updated driver.

**Related:** [Explanation of Error Codes Generated by Device Manager](#)

**Symptom:**  Device drivers are not installed.

**Cause:** A driver has not been installed for this device preventing it from working properly.

**Details:** The device driver for Bluetooth Peripheral Device has not been installed. This device will not be available until the correct device driver is installed.

**Resolution:**

1. Try installing the drivers using Windows Update.
2. Install the drivers that are on the installation media that came with the device.
3. Check with the manufacturer for an updated driver.

**Related:** [Explanation of Error Codes Generated by Device Manager](#)

**Symptom:**  Device drivers are not installed.

**Cause:** A driver has not been installed for this device preventing it from working properly.

**Details:** The device driver for Bluetooth Peripheral Device has not been installed. This device will not be available until the

correct device driver is installed.

- Resolution:**
1. Try installing the drivers using Windows Update.
  2. Install the drivers that are on the installation media that came with the device.
  3. Check with the manufacturer for an updated driver.

**Related:** [Explanation of Error Codes Generated by Device Manager](#)

**Symptom:**  [Device drivers are not installed.](#)

**Cause:** A driver has not been installed for this device preventing it from working properly.

**Details:** The device driver for Bluetooth Peripheral Device has not been installed. This device will not be available until the correct device driver is installed.

- Resolution:**
1. Try installing the drivers using Windows Update.
  2. Install the drivers that are on the installation media that came with the device.
  3. Check with the manufacturer for an updated driver.

**Related:** [Explanation of Error Codes Generated by Device Manager](#)

**Symptom:**  [Device drivers are not installed.](#)

**Cause:** A driver has not been installed for this device preventing it from working properly.

**Details:** The device driver for Bluetooth Peripheral Device has not been installed. This device will not be available until the correct device driver is installed.

- Resolution:**
1. Try installing the drivers using Windows Update.
  2. Install the drivers that are on the installation media that came with the device.
  3. Check with the manufacturer for an updated driver.

**Related:** [Explanation of Error Codes Generated by Device Manager](#)

## Warning


**Severity:**  [Informational](#)

**Symptom:** Missing Events in Event Log

**Details:** Investigate why 15% (2,813) events were lost during data collection. The settings for Event Tracing for Windows (ETW) maximum buffers and buffer size may not be optimal depending on which data sets are being collected.

**Related:** [Event Tracing for Windows](#)

## Informational

**Symptom:**  [The Security Center has not recorded an anti-virus product.](#)

**Cause:** The Security Center is unable to identify an active anti-virus application. Either there is no anti-virus product installed or it is not recognized.

- Resolution:**
1. Verify that an anti-virus product is installed.
  2. If an anti-virus product is installed and functioning configure Security Center to stop monitoring anti-virus status.

**Related:** [Anti-virus](#)

**Severity:**  [Information](#)

**Warning:** The "CPU" rating for the system is poor and may be the cause of performance problems. Reducing the number of open applications may improve system performance. Check for unnecessary startup applications and disable those that are not required. If the problem continues the CPU may need to be upgraded.

**Related:** [Performance Diagnosis](#)

**Severity:**  [Information](#)

**Warning:** The "Gaming graphics" rating for the system is poor and may be the cause of performance problems in multimedia applications or games. Disabling Aero Glass may improve performance in multimedia applications or games. If the problem continues the display adapter may need an updated driver or may need to be upgraded.

**Related:** [Performance Diagnosis](#)

**Severity:**  [Information](#)

**Warning:** The "Graphics" rating for the system is poor and may be the cause of performance problems. Disabling Desktop

Composition or reducing screen resolution may improve graphical performance. If the problem continues the display adapter may need an updated driver or may need to be upgraded.

**Related:** [Performance Diagnosis](#)

**Severity:**  [Information](#)

**Warning:** The "Disk" rating for the system is poor and may be the cause of performance problems. Reducing the number of open applications may improve system performance. Ensure the disk has adequate free space and is defragmented. Check for unnecessary startup applications and disable those that are not required. If the problem continues the disk may need to be upgraded.






**Related:** [Performance Diagnosis](#)

**Severity:**  [Information](#)

**Warning:** The "Memory" rating for the system is very poor and may be the cause for performance issues. Reducing the number of open applications may improve system performance. Check for unnecessary startup applications and disable those that are not required. If the problem continues the memory may need to be upgraded.







**Related:** [Performance Diagnosis](#)

### Basic System Checks

Tests	Result	Description
<input type="checkbox"/> <a href="#">OS Checks</a>	 Passed	Checks for attributes of the operating system
<input type="checkbox"/> <a href="#">Disk Checks</a>	 Passed	Checks for disk status
<input type="checkbox"/> <a href="#">Security Center Tests</a>	 Passed	Checks for state of Security Center related information.
<input type="checkbox"/> <a href="#">System Service Checks</a>	 Passed	Checks for state of system services
<input type="checkbox"/> <a href="#">Hardware Device and Driver Checks</a>	 Failed	Survey of Windows Management Infrastructure supported devices.

### Performance

### Resource Overview

Component	Status	Utilization	Details
CPU	 Idle	8 %	Low CPU load.
Network	 Idle	0 %	Busiest network adapter is less than 15%. 
Disk	 Idle	18 /sec	Disk I/O is less than 100 (read/write) per second on disk 0. 
Memory	 Normal	35 %	1938 MB Available.

### Software Configuration

### Hardware Configuration

### CPU

### Network

### Disk

### Memory

### Report Statistics